


AIML-0805C SERIES

SURFACE-MOUNT MULTI-LAYER CERAMIC CHIP INDUCTORS




FEATURES:

- Multilayer ceramic structure
- Closed magnetic circuit
- Avoids crosstalk
- Excellent solderability
- High reliability
- Counter measures for complying with FCC, VDE, CSA, VCCI and CE

COMMON APPLICATIONS:

- VCRs
- Mobil Radios
- Cordless Telephones
- Modems
- Global Positioning Systems
- Wireless Communications Equipment
- Network Systems
- Computer Products



ELECTRICAL CHARACTERISTICS:

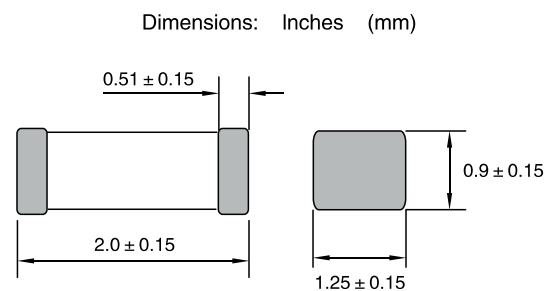
Part Number	L (nH)	Q Min	SRF Mhz Min	DCR Ω Max	IDC Max mA	Test Freq MHz
AIML-0805C-1N0	1.0	10	4000	0.10	300	100
AIML-0805C-1N2	1.2	10	4000	0.10	300	100
AIML-0805C-1N5	1.5	10	4000	0.10	300	100
AIML-0805C-1N8	1.8	10	4000	0.10	300	100
AIML-0805C-2N2	2.2	10	3800	0.10	300	100
AIML-0805C-2N7	2.7	10	3600	0.10	300	100
AIML-0805C-3N3	3.3	10	3400	0.13	300	100
AIML-0805C-3N9	3.9	10	3200	0.15	300	100
AIML-0805C-4N7	4.7	10	3000	0.20	300	100
AIML-0805C-5N6	5.6	10	2800	0.23	300	100
AIML-0805C-6N8	6.8	10	2600	0.25	300	100
AIML-0805C-8N2	8.2	10	2200	0.28	300	100
AIML-0805C-10N	10	10	1800	0.30	300	100
AIML-0805C-12N	12	10	1650	0.35	300	100
AIML-0805C-15N	15	10	1350	0.40	300	100
AIML-0805C-18N	18	10	1350	0.45	300	100
AIML-0805C-22N	22	15	1100	0.50	300	100
AIML-0805C-27N	27	15	1100	0.55	300	100
AIML-0805C-33N	33	15	1000	0.60	300	100
AIML-0805C-39N	39	15	900	0.65	300	100
AIML-0805C-47N	47	15	850	0.70	300	100
AIML-0805C-56N	56	15	750	0.75	300	100
AIML-0805C-68N	68	15	400	0.80	300	100
AIML-0805C-82N	82	15	600	0.90	300	100
AIML-0805C-R10	100	15	500	1.00	300	100
AIML-0805C-R12	120	15	450	1.30	250	100
AIML-0805C-R15	150	15	400	1.50	250	100
AIML-0805C-R18	180	15	350	1.80	250	100
AIML-0805C-R22	220	10	330	2.00	250	100
AIML-0805C-R27	270	10	300	2.50	250	100
AIML-0805C-R33	330	10	270	3.00	250	100
AIML-0805C-R39	390	10	220	3.50	250	100
AIML-0805C-R47	470	10	180	4.00	250	100

Note: 1. K= $\pm 10\%$, M= $\pm 20\%$, N= $\pm 30\%$

TECHNICAL INFORMATION:

- Testing: (Equivalent acceptable)
Impedance & Q-HP4195A + HP41951
DCR: VOAC-7412
SRF: HP8753C
- Solderability: 90% of the terminal electrode shall be covered
Preheat: @ 260 °C ± 5 °C for 160 seconds
Solder: H63AA Eutectic Solder
Flux: Rosin, Dip for 10 seconds ± 1 second
- Thermal Shock: Impedance shall be within $\pm 5\%$ of initial value and Q shall be within $\pm 30\%$ of initial value when temperature is -40 °C and +85 °C for 30 min. for each 100 cycles
- Operating Temperature: -25 °C to +85 °C
- Storage Temperature: -25 °C to +85 °C

PHYSICAL CHARACTERISTICS:



Note: All specifications subject to change without notice.

ZimTec Electronics GmbH

Franz-Mehring-Weg 2, 39606 Osterburg, Germany

E-mail : info@zimtec-electronics.de

Web : www.zimtec-electronics.de

Last Update : 01.Jun.2015