


AISC-1008 SERIES

SURFACE-MOUNT WIRE-WOUND CERAMIC CHIP INDUCTORS




FEATURES:

- Construction: Ceramic to 1.2 μ H
Ferrite 1.5 μ H to 10 μ H
- High frequency design
- Excellent Q values
- Excellent SRF
- High reliability
- Excellent thermal stability

COMMON APPLICATIONS:

- Modems
- Mobile Radios
- Cordless Telephones
- Global Positioning Systems
- Telecommunications Systems



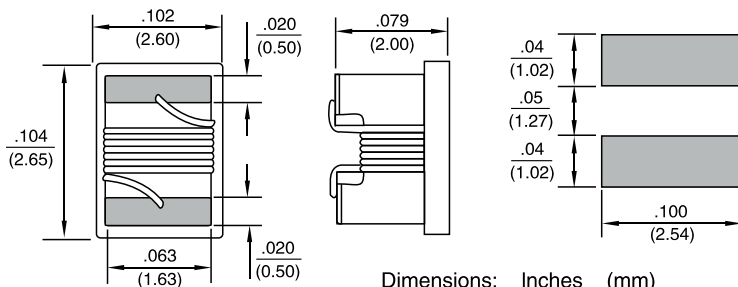
ELECTRICAL CHARACTERISTICS:

Part Number	L (μ H)	Tol %	Q Min	Test Freq MHz	SRF MHz Min	DCR Ω Max	IDC Max mA	Part Number	L (μ H)	Tol %	Q Min	Test Freq MHz	SRF MHz Min	DCR Ω Max	IDC Max mA
AISC-1008-0039K	.0039	± 10	50	1500	6000	0.035	1000	AISC-1008-R22J	0.22	± 5	45	100	700	0.840	500
AISC-1008-0047K	.0047	± 10	50	1500	6000	0.045	1000	AISC-1008-R24J	0.24	± 5	45	100	600	0.880	500
AISC-1008-0056K	.0056	± 10	50	1000	6000	0.080	1000	AISC-1008-R27J	0.27	± 5	45	100	600	0.910	500
AISC-1008-0082K	.0082	± 10	50	1000	5000	0.050	1000	AISC-1008-R33J	0.33	± 5	45	100	570	1.050	450
AISC-1008-010J	0.010	± 5	50	500	4100	0.080	1000	AISC-1008-R39J	0.39	± 5	45	100	500	1.120	470
AISC-1008-012J	0.012	± 5	50	500	3300	0.090	1000	AISC-1008-R47J	0.47	± 5	45	100	450	1.190	470
AISC-1008-015J	0.015	± 5	50	500	2500	0.100	1000	AISC-1008-R56J	0.56	± 5	45	100	415	1.330	400
AISC-1008-018J	0.018	± 5	50	350	2500	0.110	1000	AISC-1008-R62J	0.62	± 5	45	100	375	1.400	400
AISC-1008-022J	0.022	± 5	55	350	2400	0.120	1000	AISC-1008-R68J	0.68	± 5	45	100	375	1.470	400
AISC-1008-027J	0.027	± 5	55	350	1600	0.130	1000	AISC-1008-R75J	0.75	± 5	45	100	360	1.540	360
AISC-1008-033J	0.033	± 5	60	350	1600	0.140	1000	AISC-1008-R82J	0.82	± 5	45	100	350	1.610	400
AISC-1008-039J	0.039	± 5	60	350	1500	0.150	1000	AISC-1008-R91J	0.91	± 5	35	50	320	1.680	380
AISC-1008-047J	0.047	± 5	65	350	1500	0.160	1000	AISC-1008-1R0J	1.00	± 5	35	50	290	1.750	370
AISC-1008-056J	0.056	± 5	65	350	1300	0.180	1000	AISC-1008-1R2J	1.20	± 5	35	50	250	2.000	310
AISC-1008-062J	0.062	± 5	65	350	1300	0.200	1000	AISC-1008-1R5J	1.50	± 5	28	50	200	2.300	330
AISC-1008-068J	0.068	± 5	65	350	1300	0.200	1000	AISC-1008-1R8J	1.80	± 5	28	50	160	2.600	300
AISC-1008-075J	0.075	± 5	60	350	1200	0.200	1000	AISC-1008-2R2J	2.20	± 5	28	50	160	2.800	280
AISC-1008-082J	0.082	± 5	60	350	1000	0.200	1000	AISC-1008-2R7J	2.70	± 5	22	25	140	3.200	290
AISC-1008-R10J	0.01	± 5	60	350	1000	0.560	650	AISC-1008-3R3J	3.30	± 5	22	25	110	3.400	290
AISC-1008-R12J	0.12	± 5	60	350	950	0.630	650	AISC-1008-3R9J	3.90	± 5	20	25	100	3.600	260
AISC-1008-R15J	0.15	± 5	45	100	850	0.700	580	AISC-1008-4R7K	4.70	± 10	20	25	90	4.000	260
AISC-1008-R18J	0.18	± 5	45	100	750	0.770	620	AISC-1008-5R6K	5.60	± 10	20	7.9	60	7.600	240
AISC-1008-R20J	0.20	± 5	45	100	750	0.800	550	AISC-1008-6R8K	6.80	± 10	20	7.9	60	8.200	200

TECHNICAL INFORMATION:

- Testing: (Equivalent acceptable)
Impedance: HP4195A
Q: HP4291A
SRF: HP8753C
RDC: measured @ 25 $^{\circ}$ C
- Operating Temperature:
Ceramic -55 $^{\circ}$ C to +125 $^{\circ}$ C
Ferrite: -55 $^{\circ}$ C to +85 $^{\circ}$ C
- Pad metalization: Tungsten-nickel with gold flash
Ferrite: Silver-nickel with 90/10 solder
optional gold flash
- Solder methods: Wave, Reflow, Vapor Phase
- Solderability: Max 260 $^{\circ}$ C for 10 seconds
- Marking: EIA color code

PHYSICAL CHARACTERISTICS:



ZimTec Electronics GmbH

Franz-Mehring-Weg 2, 39606 Osterburg, Germany

E-mail : info@zimtec-electronics.de

Web : www.zimtec-electronics.de

Last Update : 01.Jun.2015