


# AIMS-1008 SERIES

## SURFACE-MOUNT WOUND MOLDED CHIP INDUCTORS




### FEATURES:

- Molded construction
- Heat Resistant Molded Resin
- Excellent Mechanical Strength
- Excellent Solderability
- High Reliability
- Low Profile
- Lead free are RoHS complaint

### COMMON APPLICATIONS:

- VCRs DC/DC Converts
- Video Cameras CTV, VCR HIC
- Communication System
- Automotive Systems
- LCD/PDP Televisions
- Hard Disk Drives
- Network Systems
- Computer Peripheral Equipment



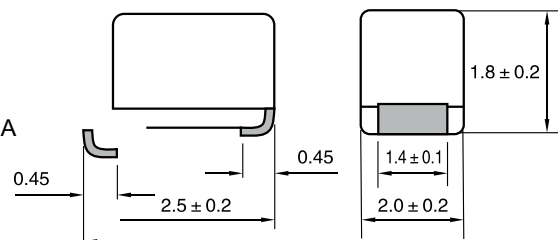
### ELECTRICAL CHARACTERISTICS:

Part Number	L μH	Tol %	Q Min	SRF MHz Min	DCR Ω Max	IDC Max mA	Test Freq MHz	Part Number	L μH	Tol %	Q Min	SRF MHz Min	DCR Ω Max	IDC Max mA	Test Freq MHz
AIMS-1008-R010K	.010	± 10	10	2150	0.26	530	100	AIMS-1008-1R2J	1.2	± 5	30	180	1.20	230	7.96
AIMS-1008-R012K	.012	± 10	15	2050	0.27	500	100	AIMS-1008-1R5J	1.5	± 5	30	135	1.30	200	7.96
AIMS-1008-R015K	.015	± 10	15	1850	0.31	480	100	AIMS-1008-1R8J	1.8	± 5	30	100	1.45	210	7.96
AIMS-1008-R018K	.018	± 10	15	1650	0.34	450	100	AIMS-1008-2R2J	2.2	± 5	30	75	1.55	200	7.96
AIMS-1008-R022K	.022	± 10	15	1550	0.38	420	100	AIMS-1008-2R7J	2.7	± 5	30	55	1.70	195	7.96
AIMS-1008-R027K	.027	± 10	15	1400	0.42	410	100	AIMS-1008-3R3J	3.3	± 5	30	48	1.90	185	7.96
AIMS-1008-R033K	.033	± 10	15	1250	0.46	400	100	AIMS-1008-3R9J	3.9	± 5	30	43	2.10	180	7.96
AIMS-1008-R039K	.039	± 10	20	1100	0.50	380	100	AIMS-1008-4R7J	4.7	± 5	30	40	2.30	175	7.96
AIMS-1008-R047K	0.47	± 10	20	1050	0.56	360	100	AIMS-1008-5R6J	5.6	± 5	25	36	2.50	170	7.96
AIMS-1008-R056K	0.56	± 10	20	950	0.65	340	100	AIMS-1008-6R8J	6.8	± 5	25	33	2.70	165	7.96
AIMS-1008-R068K	0.68	± 10	20	900	0.70	320	100	AIMS-1008-8R2J	8.2	± 5	25	30	3.05	160	7.96
AIMS-1008-R082K	0.82	± 10	20	850	0.75	300	100	AIMS-1008-100J	10	± 5	25	27	3.50	155	2.52
AIMS-1008-R10K	.10	± 10	20	700	0.80	280	100	AIMS-1008-120J	12	± 5	25	23	3.80	150	2.52
AIMS-1008-R12K	.12	± 10	30	600	0.37	520	25.2	AIMS-1008-150J	15	± 5	25	20	4.40	140	2.52
AIMS-1008-R15K	.15	± 10	30	550	0.42	480	25.2	AIMS-1008-180J	18	± 5	25	18	4.80	130	2.52
AIMS-1008-R18K	.18	± 10	30	500	0.46	460	25.2	AIMS-1008-220J	22	± 5	25	17	5.50	125	2.52
AIMS-1008-R22K	.22	± 10	30	450	0.52	430	25.2	AIMS-1008-270J	27	± 5	25	16	6.30	115	2.52
AIMS-1008-R27K	.27	± 10	30	425	0.56	420	25.2	AIMS-1008-330J	33	± 5	20	15	7.10	110	2.52
AIMS-1008-R33K	.33	± 10	30	400	0.60	400	25.2	AIMS-1008-390J	39	± 5	20	14	9.50	90	2.52
AIMS-1008-R39K	.39	± 10	30	375	0.65	375	25.2	AIMS-1008-470J	47	± 5	20	13	11.10	80	2.25
AIMS-1008-R47K	.47	± 10	30	350	0.68	350	25.2	AIMS-1008-560J	56	± 5	20	12	12.10	75	2.52
AIMS-1008-R56K	.56	± 10	30	300	0.75	325	25.2	AIMS-1008-680J	68	± 5	20	11	16.60	70	2.52
AIMS-1008-R68K	.68	± 10	30	270	0.85	300	25.2	AIMS-1008-820J	82	± 5	20	10	19.00	65	2.52
AIMS-1008-R82K	.82	± 10	30	250	1.00	260	25.2	AIMS-1008-101J	100	± 5	15	9	21.00	60	0.796
AIMS-1008-1R0J	1.00	± 5	30	220	1.10	245	7.96								

### TECHNICAL INFORMATION:

- Testing: (Equivalent acceptable)
  - Q: .010 μH to .10 μH--HP4291A
  - .12 μH to 100 μH--HP4285A
  - SRF: .010 μH to .10 μH--HP8720B
  - .12 μH to 100 μH--HP4191A
  - RDC: QuadTech 1880 Miliohmmeter
- Inductance: .010 μH to .10 μH--HP4291A .12 μH to 100 μH--HP4285A
- Solderability: 90% Terminal coverage Preheat @ 230 °C ± 5 °C for 5 ± .5 seconds
  - Flux: Methanol solution with 25% colophony
- IDC: The maximum DC value having L decrease within 10% and Temperature
  - Increase only 20 °C with the application of DC bias
- Operating Temperature: -40 °C to +105 °C
- Storage Temperature: -40 °C to +105 °C

### PHYSICAL CHARACTERISTICS:



Dimensions: mm

Note: All specifications subject to change without notice.

**ZimTec Electronics GmbH**

Franz-Mehring-Weg 2, 39606 Osterburg, Germany

E-mail : [info@zimtec-electronics.de](mailto:info@zimtec-electronics.de)

Web : [www.zimtec-electronics.de](http://www.zimtec-electronics.de)

Last Update : 01.Jun.2015