


AIMS-2220 SERIES

SURFACE-MOUNT WOUND MOLDED CHIP INDUCTORS




FEATURES:

- Molded construction
- Heat Resistant Molded Resin
- Excellent Mechanical Strength
- Excellent Solderability
- High Reliability
- Low Profile

COMMON APPLICATIONS:

- VCRs
- Video Cameras
- Communication System
- Automotive Systems
- Liquid Crystal Televisions
- Hard Disk Drives
- Network Systems
- Computer Peripheral Equipment



ELECTRICAL CHARACTERISTICS:

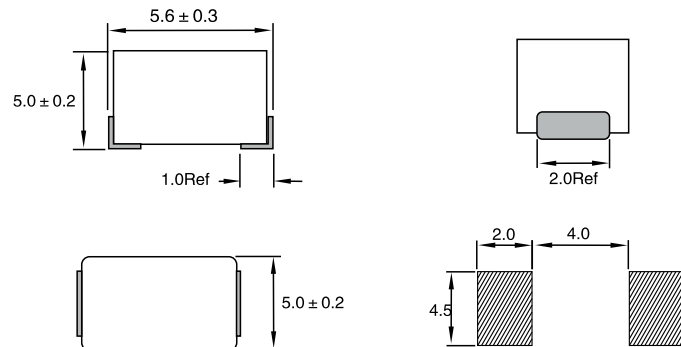
Part Number	L μH	Q Min	SRF MHz Min	DCR Ω Max	IDC Max mA	Test Freq MHz	Part Number	L μH	Q Min	SRF MHz Min	DCR Ω Max	IDC Max mA	Test Freq MHz
AIMS-2220-1R0K	1.00	10	95	0.030	1800	7.96	AIMS-2220-121K	120	20	5.4	1.9	230	0.796
AIMS-2220-1R2K	1.20	10	70	0.035	1700	7.96	AIMS-2220-151K	150	20	4.8	2.2	210	0.796
AIMS-2220-1R5K	1.50	10	55	0.04	1600	7.96	AIMS-2220-181K	180	20	4.4	2.8	190	0.796
AIMS-2220-1R8K	1.80	10	47	0.05	1400	7.96	AIMS-2220-221K	220	20	3.9	3.4	170	0.796
AIMS-2220-2R2K	2.20	10	42	0.06	1300	7.96	AIMS-2220-271K	270	20	3.6	4.2	155	0.796
AIMS-2220-2R7K	2.70	10	37	0.07	1200	7.96	AIMS-2220-331K	330	20	3.2	4.9	140	0.796
AIMS-2220-3R3K	3.30	10	34	0.08	1120	7.96	AIMS-2220-391K	390	20	2.9	5.8	130	0.796
AIMS-2220-3R9K	3.90	10	32	0.09	1050	7.96	AIMS-2220-471K	470	20	2.6	7.0	120	0.796
AIMS-2220-4R7K	4.70	10	29	0.11	950	7.96	AIMS-2220-561K	560	20	2.4	8.5	110	0.796
AIMS-2220-5R6K	5.60	10	26	0.13	880	7.96	AIMS-2220-681K	680	20	2.2	10	100	0.796
AIMS-2220-6R8K	6.80	10	24	0.15	810	7.96	AIMS-2220-821K	820	20	2.0	13	90	0.796
AIMS-2220-8R2K	8.20	10	22	0.18	750	7.96	AIMS-2220-102K	1000	20	1.8	15	85	0.252
AIMS-2220-100K	10.00	10	19	0.21	690	2.52	AIMS-2220-122J	1200	30	1.5	17	75	0.252
AIMS-2220-120K	12.00	10	17	0.25	630	2.52	AIMS-2220-152J	1500	30	1.4	20	70	0.252
AIMS-2220-150K	15.00	10	16	0.30	580	2.52	AIMS-2220-182J	1800	30	1.3	30	60	0.252
AIMS-2220-180K	18.00	10	14	0.36	530	2.52	AIMS-2220-222J	2200	30	1.2	35	55	0.252
AIMS-2220-220K	22.00	10	13	0.43	480	2.52	AIMS-2220-272J	2700	30	1.1	55	45	0.252
AIMS-2220-270K	27.00	10	11.5	0.52	440	2.52	AIMS-2220-332J	3300	30	1.0	60	40	0.252
AIMS-2220-330K	33.00	10	10.5	0.62	400	2.52	AIMS-2220-392J	3900	30	1.0	70	38	0.252
AIMS-2220-390K	39.00	10	9.5	0.72	370	2.52	AIMS-2220-472J	4700	30	0.9	78	36	0.252
AIMS-2220-470K	47.00	10	8.5	0.85	340	2.52	AIMS-2220-562J	5600	30	0.8	85	33	0.252
AIMS-2220-560K	56.00	10	7.8	1.0	310	2.52	AIMS-2220-682J	6800	30	0.7	110	30	0.252
AIMS-2220-680K	68.00	10	7.0	1.2	290	2.52	AIMS-2220-822J	8200	30	0.6	125	28	0.252
AIMS-2220-820K	82.00	10	6.4	1.4	270	2.52	AIMS-2220-103J	10000	20	0.5	150	25	0.0796
AIMS-2220-101K	100	20	6.0	1.6	250	0.796							

Note: 1. J ± 5, %=K= ± 10%, M= ± 20%,

TECHNICAL INFORMATION:

- Testing: (Equivalents acceptable)
- Inductance: HP4285A
- RDC: QuadTech 1880 Miliohmmeter
- Q: HP4342A
- SRF: HP4291A
- IDC Max: Determined when superimposed DC current is decreased 10% against its initial value
- Operating temperature: -25 °C to +105 °C
- Storage Temperature: -40 °C to +105 °C
- Solder methods: Vapor Phase, Infrared Reflow
- Resistances to soldering heat: 260 °C for 10 seconds
- Solvent resistance: Conforms to MIL-STD-202E
- Marking: Inductance & Tolerance

PHYSICAL CHARACTERISTICS:



Dimensions: (mm)

Note: All specifications subject to change without notice.

ZimTec Electronics GmbH

Franz-Mehring-Weg 2, 39606 Osterburg, Germany

E-mail : info@zimtec-electronics.de

Web : www.zimtec-electronics.de

Last Update : 01.Jun.2015